

Investor Portal User Guide

The user-friendly and intuitive investor portal enables you to point and click to find what you need. The following guide provides details of the current screens and functionality.

Login

Visit <https://investor.onpraemium.com/portal/> and sign in with your Username and Password that you have created and click 'Log in'.

If you have forgotten your password, please click the 'Forgotten password?' option and follow the prompts.

AMA | Austen Morris
Associates
Invested Together, Always

Username
austenmorris@austenmorris.com

Password
.....
Forgotten password?

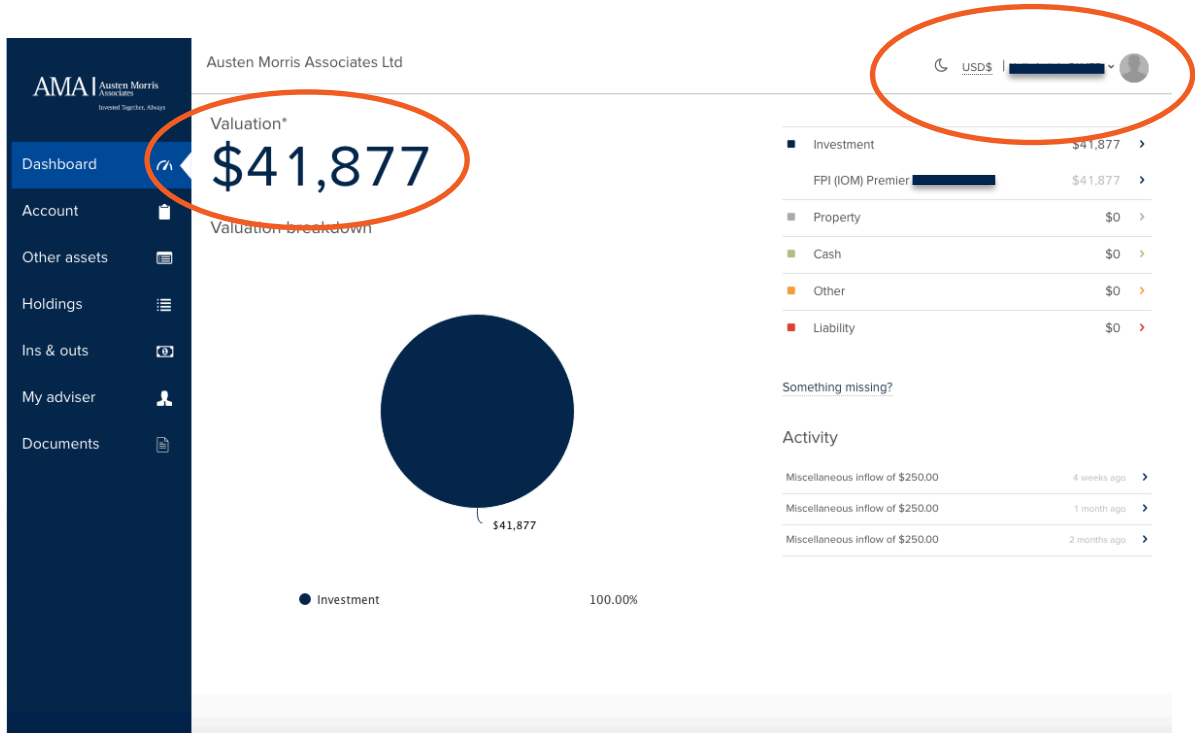
Stay logged in

If you are on a public computer you should not stay logged in

Log in

Dashboard

Your dashboard is the first screen you see when you log on, showing all the accounts that you hold as well as any assets/liabilities you have mentioned when filling a digital Fact Find with your adviser.



Top Right corner allows you to adjust the setting when you click on your name and to choose which accounts you would like to view as well as change the currency and theme colours. You can also refresh, change your password or log out from this area.

If you would like to only view a certain account or exclude personal assets, click on the name and you will have an option to choose.

Activity will show inflows or outflows for the accounts in the last 90 days.

Activity

Miscellaneous inflow of \$250.00	4 weeks ago
Miscellaneous inflow of \$250.00	1 month ago
Miscellaneous inflow of \$250.00	2 months ago

The dropdown menu contains the following options:

- Accounts:**
 - FPI (IOM) Premier
 - Kelly
- Settings:** (gear icon)
- Status:** (refresh icon)
- Change password:** (key icon)
- Log off:** (logout icon)

Account

The Accounts screen provides a summary of the accounts you have selected. Each account is displayed on a card. Each card shows the type of account, provider, product and total market value.

Click on a card to drill further into detail on that particular account.

In this section you will be able to see everything related to that policy. As well as see underlying assets and view pdf factsheets.

The screenshot displays the account details for 'FPI (IOM) Premier' as of March 7, 2020, with a total value of \$41,877. The dashboard includes a navigation menu on the left, a summary section with key metrics, an asset allocation pie chart, a valuation history line chart, and a table of underlying assets. A red box highlights the 'Fact sheet' column in the asset table, which contains PDF icons for each asset.

Account Summary:

- Account Name: FPI (IOM) Premier
- Value: \$41,877 (as at Mar 7, 2020)
- Net contribution: \$40,100
- Change of value %: 4.43%
- Change of value: \$1,777
- Next contribution date: Mar 18, 2020
- Regular contribution: \$250
- Commencement date: Jul 18, 2011

Asset Allocation:

- Mixed Asset: 90.8 %
- Commodity/Energy: 4.9 %
- Equity: 4.3 %

Valuation History:

The chart shows the account's valuation from 2018 to 2020, fluctuating between approximately 35k and 45k.

Underlying Assets Table:

Asset	Unit price	Quantity	Value	Fact sheet
Equity			\$1,805	
Value Partners High-Dividend Stocks Fund FZ23	\$3.39 6 days ago	532.927	\$1,805	
Mixed Asset			\$38,037	
GAM Star Global Balanced (USD) KJKQ	\$1.14 6 days ago	13,873.075	\$15,760	
GAM Star Global Cautious (USD) KJKN	\$1.10 6 days ago	2,476.729	\$2,732	
GAM Star Global Growth (USD) KJKT	\$1.18 6 days ago	16,536.221	\$19,546	
Commodity/Energy			\$2,034	
BlackRock GF World Gold FXZ7	\$1.25 6 days ago	1,631.458	\$2,034	

Other Assets

It includes all of the information you have provided in your digital Fact Find such as Assets, Liabilities, Income or Expenses.

Austen Morris Associates Ltd

USD\$

\$380,000

Property

Kelly

Property

Asset	Value	Date
Croatia	\$500,000.00	Jan 22, 2020

Liability

Liability	Value	Date
Croatia Mortgage	-\$120,000.00	Jan 22, 2020

To view assets within accounts click here

Holdings

Clicking on Holdings in the menu on the left-hand side of the screen, brings you to the detailed list of holdings in your accounts.

The total figures at the top of this page show, for the accounts you have selected, the:

- Valuation – the total value of assets
- Date – the date of the valuation data

The top menu also provides a search function where you can search for an asset by name or ISIN.

Austen Morris Associates Ltd

USD\$

Valuation Date

\$421,877

Search...

Asset	Category	Unit price	Value
Equity			
Value Partners High-Dividend Stocks Fund F223			
	Investment	\$3.39 6 days ago	\$1,805
Mixed Asset			
GAM Star Global Balanced (USD) KJKG			
	Investment	\$1.14 6 days ago	\$15,760
GAM Star Global Cautious (USD) KJKN			
	Investment	\$1.10 6 days ago	\$2,732
GAM Star Global Growth (USD) KJKT			
	Investment	\$1.18 6 days ago	\$19,546
Commodity/Energy			
BlackRock GF World Gold FX27			
	Investment	\$1.25 6 days ago	\$2,034
Property			
Croatia			
	Property		\$500,000
Liability			
Croatia Mortgage			
	Liability		-\$120,000

Columns display

The small cog to the right of the table header allows you to see more or fewer columns in the display. The viewable columns are:

- Category – indicates which account type the asset belongs to
- Unit Price – the latest available market price for the asset
- Quantity – the number of shares, units or nominal held in that asset
- Cost – the average cost price for the asset
- Value – the latest market value for the asset (quantity x unit price)
- Gain/Loss – the amount of gain or loss on the asset, the difference between the cost and value
- Gain/Loss% - the percentage gain or loss based on the gain/loss divided by the cost

You can group your assets according to:

- Asset class – e.g. equities, bonds, cash
- Category – by account type
- None – all together in alphabetical order

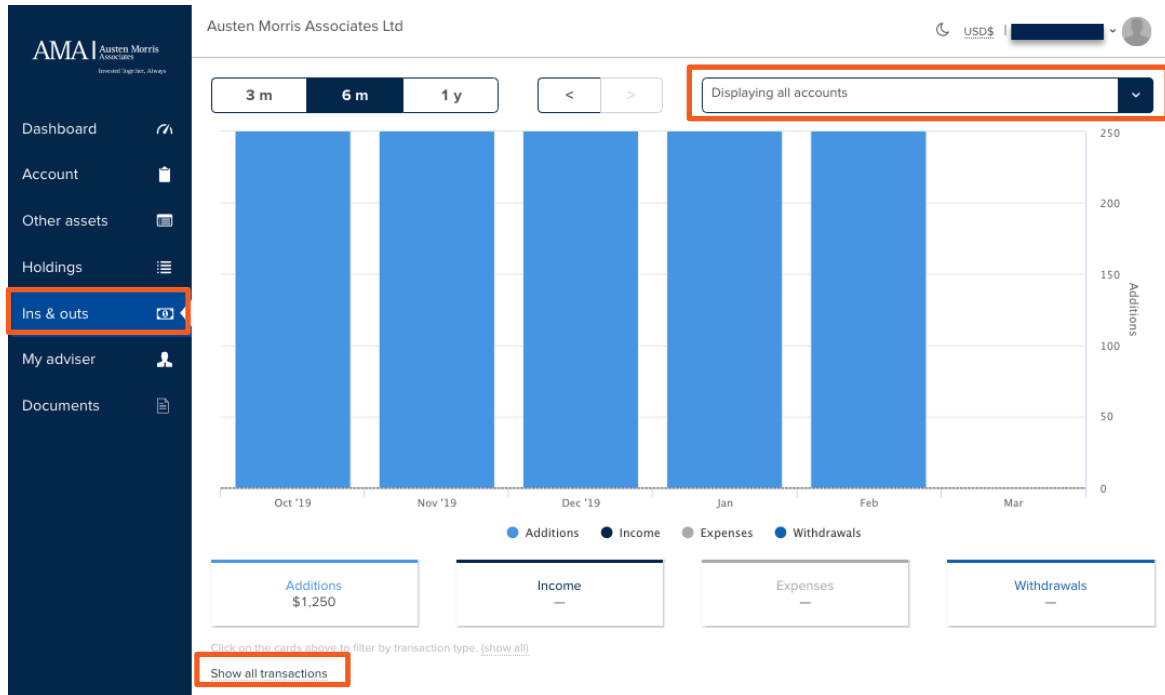
The screenshot shows the 'Holdings' page for Austen Morris Associates Ltd. The page displays a table of assets with columns for Asset, Category, Unit price, and Value. A search bar is located at the top right. A settings gear icon is circled in red in the top right corner of the table header. A 'Display settings' menu is open, showing options for 'Columns' (All | None, Category, Unit price, Quantity, Cost, Value, Gain/loss, Gain/loss %) and 'Group by' (Asset class, Category, None). The 'Group by' option is also circled in red.

Asset	Category	Unit price	Value
Value Partners High-Dividend Stocks Fund FZ23	Investment	\$ 6 day	
GAM Star Global Balanced (USD) KJKQ	Investment	\$ 6 day	
GAM Star Global Cautious (USD) KJKN	Investment	\$ 6 day	
GAM Star Global Growth (USD) KJKT	Investment	\$ 6 day	
BlackRock GF World Gold PX27	Investment	\$ 6 day	

Ins & Outs

In this section you will see all the in/outflows from your account(s). You can choose if you want to display it for all accounts or a specific policy.


Alternatively, you can click on **“Show all transactions”** to view it in the list format.



The last two sections are **My adviser** where you can find all of the contact details and **Documents** where the financial consultant can upload files for you to view.

Austen Morris Associates Ltd

My adviser's details [share](#)

 Kelly Olver

✉ kelly.o@austenmorris.com

☎ +86 21 6060 1486

☎ +86 159 2151 5711

My adviser | Documents